

a giving
faith

Stewardship 2018



WESLEY

UNITED METHODIST CHURCH

a giving
faith

October 15, 2017

Wesley UMC Budget Walk Through

Budget Information - 2018

James Ingold
Chairman, Wesley Finance Committee





Composition of Church Financial Funds

- General Fund
- Trustees Fund
- United Methodist Women Fund
- Bright Beginnings Fund
- Restricted Funds



Composition of Church Financial Funds

Restricted Funds

- approximate balances as of 12/31/16

- Beadles Endowment - \$14,000
- Moline Endowment - \$15,000
- Schneider Endowment - \$ 48,000
- Webb Endowment - \$14,000



Restricted Fund In General Fund

- Choir tour fund
- Youth mission work trip fund
- Nancy Haarstad Choir fund
- Jack Ingold Sacred Music fund
- Ruth Maurer Adult Missions Scholarship fund
- Safe Harbor fund
- Prayer Shawl fund



Restricted Fund In General Fund

- Creative Ministry fund
- Healing Rides fund
- Waldmier fund
- Vandenberg fund
- Susanna Wesley Scholarship fund



General Fund Composition of Revenue

Faith Commitment Receipts

Collected on the faith commitments made during the annual stewardship appeal

Non-Pledge Receipts

Received from identifiable members or visitors who did not make a financial faith commitment for the year. These donations are tracked and statements provided to donors.



General Fund Composition of Revenue

Loose Plate Offerings


Collected that are not from identifiable donors, such as cash in the plate that was not inside an envelope with a name of the donor.

Other Income


Includes investment income, church rental income, wedding income, initial envelope offerings and miscellaneous income.

General Fund Composition of Revenue


Faith commitment receipts

- 84.73% 


Non-pledge receipts

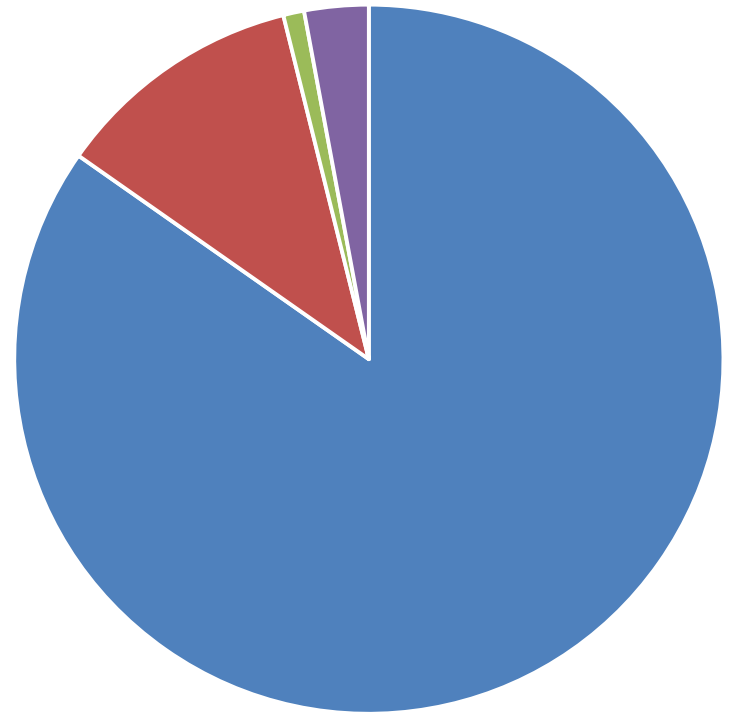
- 11.39% 

Loose plate offerings

- 0.95% 

Other income

- 2.93% 





General Fund Composition of Expenses

Worship - 0.12%

Expenses include worship supplies, chancel and sanctuary appointments and sound/video equipment repairs

Evangelism - 0.39%

Supplies, Upper Room booklets, van/bus gas and oil, Anchored ministry, church-wide programs, men's outreach

Education Ministry - 1.50%

Education supplies, Sunday School supplies/curriculum, youth curriculum, training and special projects



General Fund Composition of Expenses

Nursery and Childcare - 0.84%
Child care wages and supplies

Missions / Church & Society - 2.34%
Missionary support, VIM support and local agency support (Habitat, Safe Harbor, FIA & BSA)

Music Ministry - 2.90%
Music, accompanists, workshops, wages for part-time directors and worship leader, supplies and repairs



General Fund Composition of Expenses

Youth Ministry - 2.10%

Youth ministry supplies, graduation gifts, mission work expenses, advisor training, youth fellowship activities, Winterfest costs and confirmation expenses

Food Service - 0.68%

Wednesday at Wesley meals (net of offsetting revenue), coffee hour supplies (net of offsetting revenue), kitchen supplies, Wesley special events and non-church catered events



General Fund Composition of Expenses

Salary Expense - 52.91%

Expenses include pastors and staff (full and part-time) salaries and overtime

Employee Benefits -12.87%

Pastoral housing, travel, phone and pension costs; staff travel, retirement and insurance benefits, payroll taxes, worker's compensation insurance

Training and Conferences - 0.67%

Continuing education, conferences and staff retreats



General Fund Composition of Expenses

Consumable Supplies - 0.39%
Office supplies and paper

Maintenance and Utilities - 8.13%
Custodial supplies, utilities, telephone,
software/hardware support, pest control, garbage
disposal, snow removal, lawn maintenance and
equipment repairs

Communications & Publicity - 2.49%
Postage, brochures, newsletter printing, postage
machine lease, advertising, website



General Fund Composition of Expenses

Conference Apportionments -11.40%

UMC conference support, benevolence,
connectional ministries and clergy/administrative
support

Miscellaneous Expense - 0.17%

Bank charges, copyright licenses, accounting and
auditing costs and other non-classifiable expenses



Trustees' Fund Composition of Revenue

Farm Income

Rental income collected on the 306 acres of farm land owned by the church

Investment Income

Income generated by the investments held in the Trustees' fund. Includes interest, dividends, realized/unrealized gains, losses in the portfolio



Trustees' Fund Composition of Revenue

Building Fund Donations


Periodic donations designated as “building fund” gifts.
Posted with the intention of being used for the
maintenance/upkeep of church facilities

Undesignated Memorials


Undesignated will bequests, memorials for those who
request a donation be made to Wesley in lieu of
flowers

Trustees' Fund Composition of Revenue


Farm Income

- 66.00% 


Investment Income

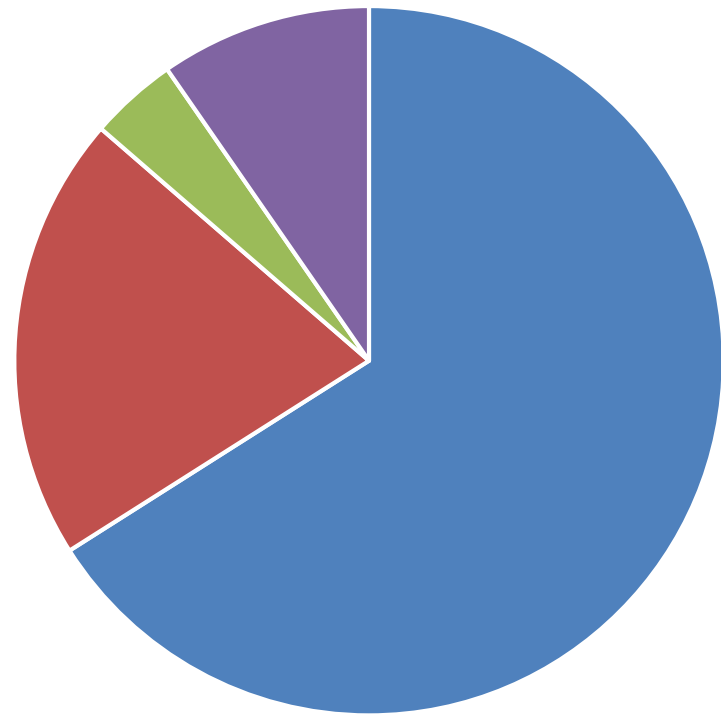
- 20.35% 

Building Fund Donations

- 4.01% 

Undesignated memorials

- 9.64% 





Trustees' Fund Composition of Expenses

Salary and Benefits Expense - 23.11%
Expenses include facilities manager salary and payroll taxes

Building Repairs and Maintenance - 28.52%
Expenses include any repairs and upkeep outside of the normal maintenance of the facilities

Building and Vehicle Insurance -16.02%
Insurance for building, facilities and church vans/busses



Trustees' Fund Composition of Expenses

Real Estate Taxes - 6.99%

Real estate taxes for the farm properties

Technology Upgrades - 2.41%

Hardware upgrades and other IT upgrades
required for the church

Landscaping - 1.20%

Landscaping costs for the church and facilities



Trustees' Fund Composition of Expenses

Other Expenses - 2.44%

Security expense for the church facilities and parsonage expenses

Capital improvements -19.31%

Improvements to the church building and facilities that are not considered ordinary repairs and maintenance costs



Assets Held In the Trustees' Fund

- Church building and land
- Washington Street building and lot (old bank)
- Front Street parking lot
- Parsonage – 115 South Bayberry
- Vehicle fleet
- Investment accounts
- Blue Mound Township farmland (75 acres)
- Martin Township farmland (156 acres)
- Bowen farmland (76.2 acres)



Questions – Discussion

And with a grateful heart,

PRAISE GOD FROM WHOM ALL BLESSINGS FLOW